



Index ▲ 1.56 ▼ 0.78

2022 WuXi AppTec Investor Day

Industry Trend and Company Strategy

Edward Hu

Vice Chairman & Global Chief Investment Officer



Forward-Looking Statements

This presentation may contain certain “forward-looking statements” which are not historical facts, but instead are predictions about future events based on our beliefs as well as assumptions made by and information currently available to our management. Although we believe that our predictions are reasonable, future events are inherently uncertain and our forward-looking statements may turn out to be incorrect. Our forward-looking statements are subject to risks relating to, among other things, the ability of our service offerings to compete effectively, our ability to meet timelines for the expansion of our service offerings, our ability to protect our clients’ intellectual property, unforeseeable international tension, competition, the impact of emergencies and other force majeure. Our forward-looking statements in this presentation speak only as of the date on which they are made, and we assume no obligation to update any forward-looking statements except as required by applicable law or listing rules. Accordingly, you are strongly cautioned that reliance on any forward-looking statements involves known and unknown risks and uncertainties. All forward-looking statements contained herein are qualified by reference to the cautionary statements set forth in this section. All information provided in this presentation is as of the date of this presentation and are based on assumptions that we believe to be reasonable as of this date, and we do not undertake any obligation to update any forward-looking statement, except as required under applicable law.

Non-IFRS Financial Measures

We provide Non-IFRS gross profit and Non-IFRS net profit attributable to owners of the Company, which exclude share-based compensation expenses, listing expenses and issuance expenses of convertible bonds, fair value gain or loss from derivative component of convertible bonds, foreign exchange-related gains or losses and amortization of intangible assets acquired in business combinations and goodwill impairment. We also provide adjusted Non-IFRS net profit attributable to owners of the Company and earnings per share, which further exclude realized and unrealized gains or losses from our venture investments and joint ventures. We further provide EBITDA and adjusted EBITDA. Neither of above is required by, or presented in accordance with IFRS.

We believe that the adjusted financial measures used in this presentation are useful for understanding and assessing our core business performance and operating trends, and we believe that management and investors may benefit from referring to these adjusted financial measures in assessing our financial performance by eliminating the impact of certain unusual, non-recurring, non-cash and non-operating items that we do not consider indicative of the performance of our core business. Such Non-IFRS financial measures, the management of the Company believes, is widely accepted and adopted in the industry the Company is operating in. However, the presentation of these adjusted Non-IFRS financial measures is not intended to be considered in isolation or as a substitute for the financial information prepared and presented in accordance with IFRS. You should not view adjusted results on a stand-alone basis or as a substitute for results under IFRS, or as being comparable to results reported or forecasted by other companies.



01

Industry Trend

02

Company Strategy

03

Company Performance

Notes:

All financials disclosed in this presentation are prepared based on International Financial Reporting Standards (or “IFRSs”).

The unit of currency is RMB.

Industry Trend

-- *Thriving Industry of CRO & CDMO*

Innovation Drives Approval of Novel Drugs for Patients in Need

16 New Drugs have been Approved by FDA in 1H 2022

#	Generic Name (Brand Name)	Company	Indications	Approval Date
1	Vutrisiran (Amvuttra)	Alnylam Pharmaceuticals	For the treatment of the polyneuropathy of hereditary transthyretin-mediated amyloidosis in adults	2022/6/13
2	Tapinarof (Vtama)	Welichem Biotech, Dermavant Sciences	For the topical treatment of plaque psoriasis in adults.	2022/5/24
3	Tirzepatide (Mounjaro)	Eli Lilly	As an adjunct to diet and exercise to improve glycemic control in adults with type 2 diabetes.	2022/5/13
4	Vonoprazan/Amoxicillin/Clarithromycin (Voquezna Triple Pak)	Phathom Pharmaceuticals	For the treatment of Helicobacter pylori (H. pylori) infection in adults	2022/5/3
5	Mavacamten (Camzyos)	MyoKardia (BMS)	For the treatment of adults with symptomatic New York Heart Association (NYHA) class II-III obstructive hypertrophic cardiomyopathy (HCM) to improve functional capacity and symptoms	2022/4/28
6	Oteseconazole (Vivjoa)	Mycovia Pharmaceuticals	To reduce the incidence of recurrent vulvovaginal candidiasis (RVVC) in females with a history of RVVC who are NOT of reproductive potential	2022/4/26
7	Lutetium (177Lu) vipivotide tetraxetan (Pluvicto)	RadioMedix, Endocyte (Novartis)	For the treatment of adult patients with prostate-specific membrane antigen (PSMA)-positive metastatic castration-resistant prostate cancer (mCRPC) who have been treated with androgen receptor (AR) pathway inhibition and taxane-based chemotherapy	2022/3/23
8	Ganaxolone (Ztalmy)	Purdue Pharma, Marinus Pharmaceuticals	For the treatment of seizures associated with cyclin-dependent kinase-like 5 (CDKL5) deficiency disorder (CDD) in patients 2 years of age and older	2022/3/18
9	Relatlimab/Nivolumab (Opdualag)	Bristol-Myers Squibb	For the treatment of adult and pediatric patients 12 years of age or older with unresectable or metastatic melanoma	2022/3/18
10	Pacritinib (Vonjo)	CTI BioPharma	For the treatment of adults with intermediate or high-risk primary or secondary (post-polycythemia vera or post-essential thrombocythemia) myelofibrosis with a platelet count below 50 × 10 ⁹ /L	2022/2/28
11	Mitapivat (Pyrukynd)	Agios Pharmaceuticals	For the treatment of hemolytic anemia in adults with pyruvate kinase (PK) deficiency	2022/2/17
12	Sutimlimab (Enjaymo)	iPierian (BMS), Bioverativ (Sanofi)	To decrease the need for red blood cell (RBC) transfusion due to hemolysis in adults with cold agglutinin disease (CAD)	2022/2/4
13	Faricimab (Vabysmo)	Genentech (Roche)	For the treatment of patients with Neovascular (Wet) Age-Related Macular Degeneration (nAMD) and Diabetic Macular Edema (DME)	2022/1/28
14	Tebentafusp (Kimmtrak)	Immunocore	For the treatment of HLA-A*02:01-positive adult patients with unresectable or metastatic uveal melanoma	2022/1/25
15	Abrocitinib (Cibinqo)	Pfizer	For the treatment of adults with refractory, moderate-to-severe atopic dermatitis whose disease is not adequately controlled with other systemic drug products, including biologics, or when use of those therapies is inadvisable	2022/1/14
16	Daridorexant (Quviviq)	Actelion (J&J), Idorsia Pharmaceuticals	For the treatment of adult patients with insomnia characterized by difficulties with sleep onset and/or sleep maintenance	2022/1/7

Innovation Drives M&A Activities for Big Pharmas to Fill its Pipeline

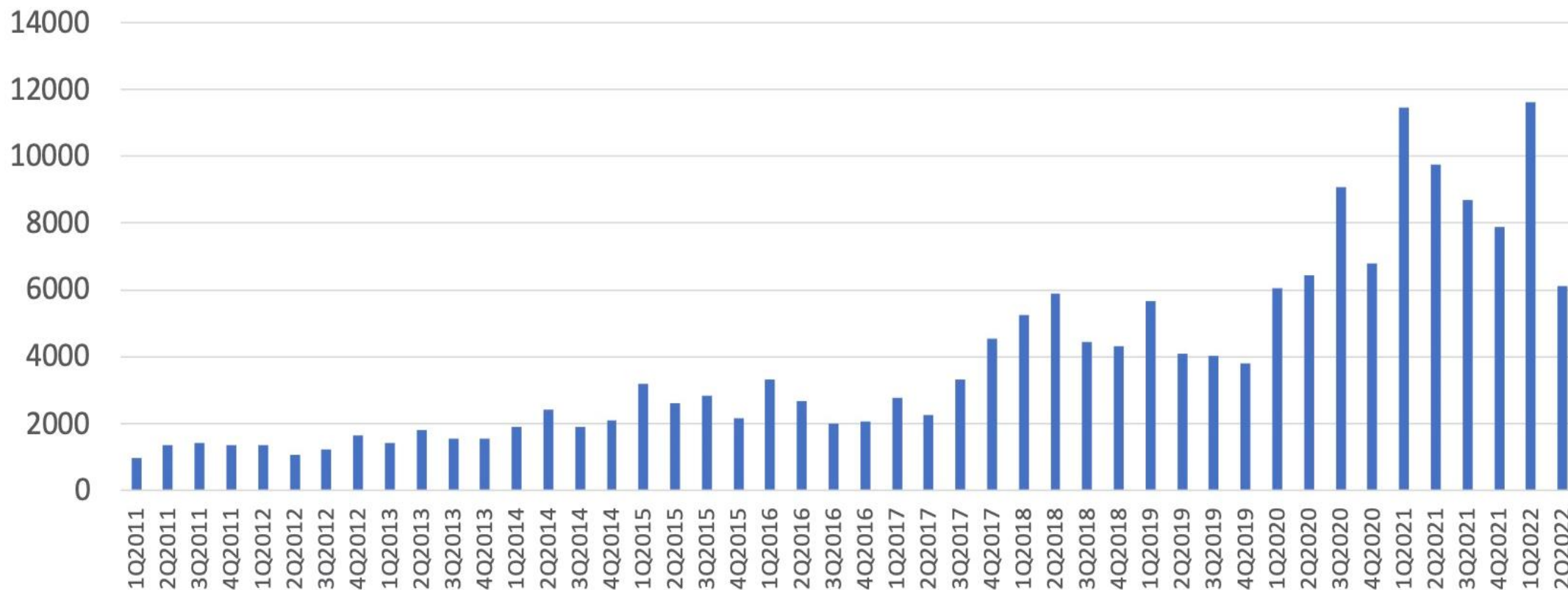
19 M&A Deals were Consummated in 1H-2022

Time	Acquiring Company	Acquired Company	Deal Size (USD)	Detail
2022/7/11	Vertex	ViaCyte	320 M	Announced to acquire ViaCyte, a privately held biotechnology company focused on delivering novel stem cell-derived cell replacement therapies as a functional cure for type 1 diabetes (T1D)
2022/6/27	Ipsen	Epizyme	247 M	Announced to acquire Epizyme to expand Ipsen's product portfolio in oncology
2022/6/23	Sino Biopharm	F-Star Therapeutics	161 M	Announced to acquire F-Star Therapeutics, Inc
2022/6/20	Pfizer	Valneva	95.25 M	Announced to acquire 8.1% share in French vaccine company Valneva, with the funds mainly used to develop VLA15, a vaccine against Lyme disease
2022/6/17	AstraZeneca	Mereo BioPharma	-	Intended to acquire Mereo BioPharma, whose core products are neutrophil elastase inhibitor AZD9668, TIGIT monoclonal antibody etigilimab and sclerostin monoclonal antibody Setrusumab
Mid June	MSD	Seagen	-	Intended to acquire Seagen to expand business in the ADC field
Mid June	BI	Trutino Biosciences	-	Reserves the right to acquire all shares of Trutino Biosciences upon achievement of milestones for specific projects within a given time frame
2022/6/3	BMS	Turning Point Therapeutics	4.1 B	Announced to acquire Turning Point Therapeutics, offering a portfolio of precision oncology drugs targeting common mutations that cause cancer cells to grow
2022/5/31	GSK	Affinivax	3.3 B	Announced to acquire Affinivax to strengthen vaccine business
2022/5/11	Cortexyme	Novosteo	-	Announced to acquire Novosteo, a company focused on targeted therapies for rare bone diseases, bone cancer and injuries
2022/5/10	Pfizer	Biohaven	11.6 B	Announced to acquire Biohaven for its blockbuster migraine drug Rimegepant and other pipelines
2022/4/20	Samsung Biologics	Samsung Bioepis	2.3 B	Acquired shares in Samsung Bioepis, which has 6 biosimilars approved for commercialization
2022/4/19	Regeneron	Checkmate Pharmaceuticals	250 M	Announced to acquire Checkmate Pharmaceuticals and its investigational immune activator Vidutolimod
2022/4/13	GSK	Sierra Oncology	1.9 B	Announced to acquire Sierra Oncology to strengthen blood cancer business
2022/4/7	Pfizer	ReViral	525 M	Announced to acquire ReViral and its RSV treatment pipeline group, aiming to strengthen its research and development capabilities in the field of RSV treatment
2022/3/11	Pfizer	Arena Pharmaceuticals	6.7 B	Acquired Arena Pharmaceuticals, a clinical-stage company developing innovative potential therapies for the treatment of multiple immune-inflammatory diseases
2022/3/1	Abbvie	Syndesi Therapeutics	1.0 B	Acquired Syndesi Therapeutics and its portfolio of novel synaptic vesicle protein 2A (SV2A) modulators, including SDI-118
2022/2/2	Janssen	Anakuria Therapeutics	Undisclosed	Acquired Anakuria Therapeutics to advance the development of its novel selective mTORC1 inhibitor
2022/1/19	UCB	Zogenix	1.9 B	Announced to acquire Zogenix, whose core product Fintepla is a liquid fenflutamine that reduces the frequency of seizures by modulating serotonin machinery and sigma-1 receptor activity

Venture Capital Funding is Still Active Driven by Continuous Innovation

















2022 is off to the Fastest Start for Private Financings than Every Year except 2021

Biotech VC Funding
US-Based Companies, All Rounds of Financing, By Quarter



Venture Funds Continue to Raise Record Size New Funds to Invest in Next Generation Innovative Biotech Companies

Top 16 Healthcare VCs Raised ~\$24.6 Billions since December 2021

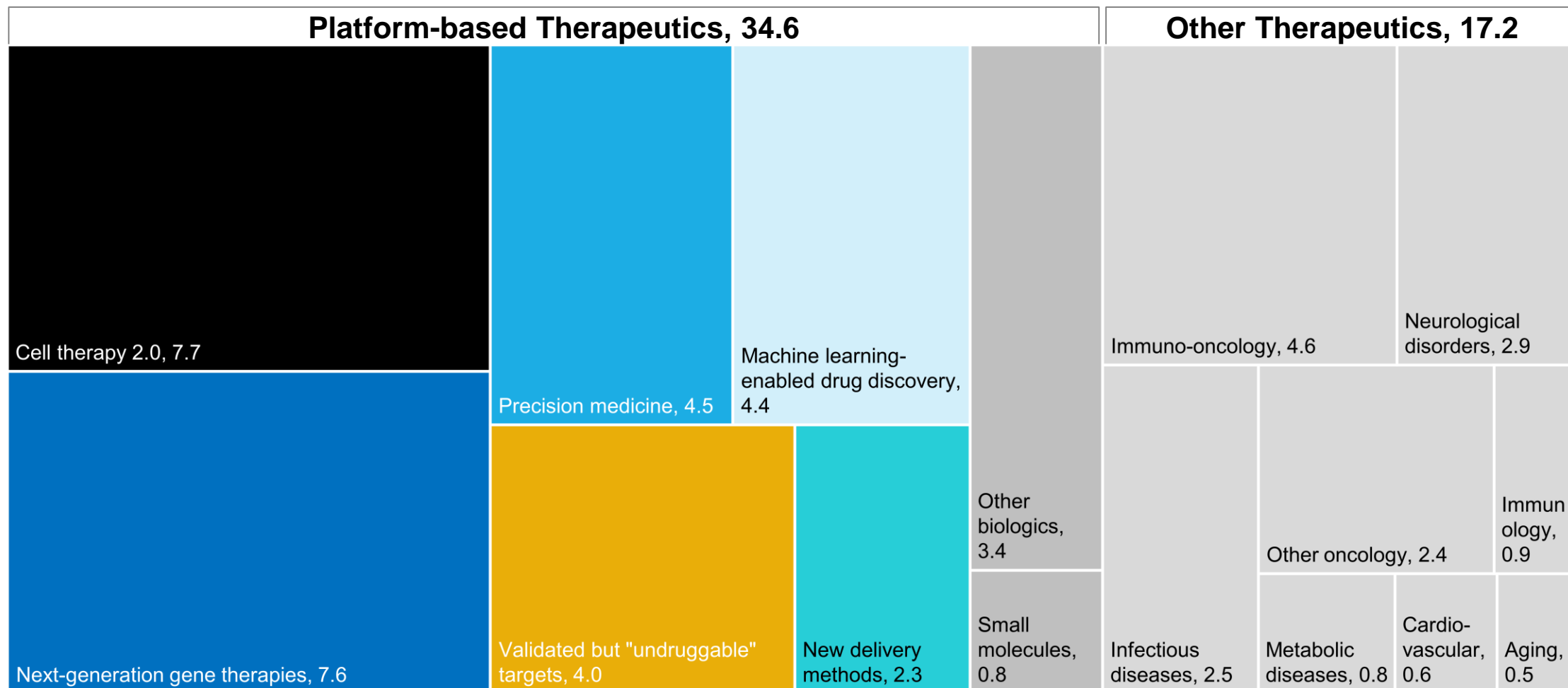
Institution	Time	Amount (USD)	Focused Area
 启明创投 QIMING VENTURE PARTNERS	July, 2022	\$3.2 B	Outstanding companies in the Healthcare and Technology and Consumer (T&C) industries at the early and growth stages.
 SEQUOIA 红杉资本 SEQUOIA VENTURES	July, 2022	\$9 B	Leading startups in the Healthcare and Technology industries at the early and growth stages.
 ARCH VENTURE PARTNERS	June, 2022	\$2.975 B	Early stage biotechnology companies.
 THIRD ROCK VENTURES	June, 2022	\$1.1 B	Both initial Series A as well as follow-on capital to support groundbreaking new companies in the broader biotech ecosystem.
 Forbion Impacting the future of medicine.	June, 2022	\$500 M	Mainly in later-stage biopharmaceutical firms in Europe, e.g. pre-IPO funding.
 QIMING VENTURE PARTNERS	June, 2022	\$260 M	Early-stage therapeutics and healthcare technology companies in the US and EU.
 Sofinnova partners	May, 2022	\$1.04 B	Early stage biotechnology companies.
 CATALIO CAPITAL MANAGEMENT	May, 2022	\$381 M	Breakthrough biomedical technology companies at all stages of growth, from inception to IPO.
 5AM VENTURES	April, 2022	\$750 M	One fund (\$450 M) for early-stage life science companies, one fund (\$300 M) for later-stage company investment.
 Breakthrough PROPERTIES	April, 2022	\$3 B	Best-in-class ecosystems for dynamic early-, mid-, and late-stage life science companies.
 FRAZIER LIFE SCIENCES	March, 2022	\$987 M	Focus on biopharmaceuticals through company creation, early-stage venture (Series A and Series B), and crossover and public investing.
 FORESITE CAPITAL	March, 2022	\$173 M	To provide additional capital to companies in the Foresite Labs incubator program.
 Kurma Partners	March, 2022	\$174 M	Target unlisted European companies, addressing strong medical needs, in transformation from R&D-stage to being a commercial-stage company
 ATLAS VENTURE	March, 2022	\$450 M	Invest in seed-stage, early-stage, and later-stage companies operating in the life sciences, biotechnology, and drug discovery sectors based in New England.
 Whitecap VENTURE PARTNERS	Dec, 2021	\$109 M	Focus on Medtech and B2B software companies in Series A investments, as well as seed and pre-seed funding rounds.
 ASCEND	Dec, 2021	\$570 M	Partner with premier patient-centric healthcare companies.

“Science doesn’t care what markets are doing, and science moves forward” – Bob Nelson

Record Amount of VC Fundings Invested in Broad Spectrum of Technology Platforms and Therapeutics Across Modalities

The Majority of VC Funding Goes to Start-ups with Platform Technologies

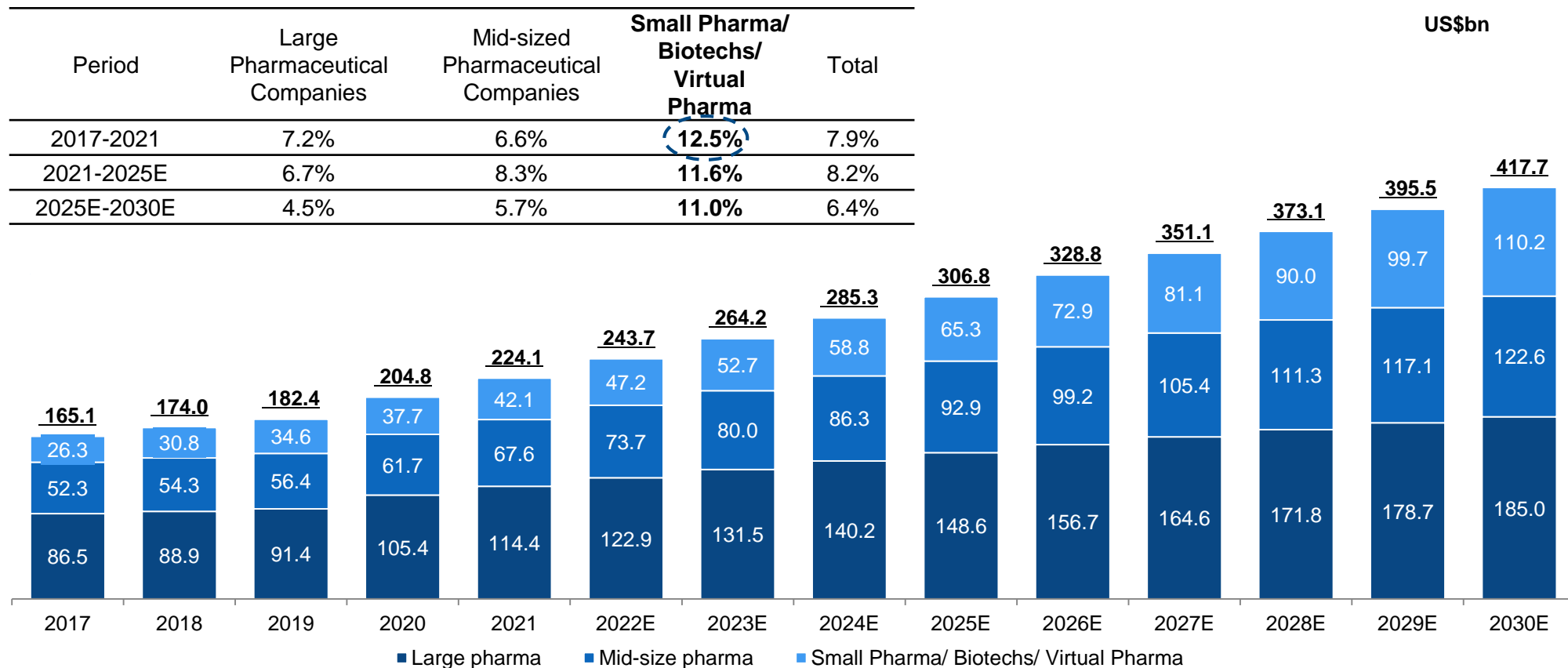
Seed to Series C VC Funding in Privately Held Biotech Companies, 2019-2021, USD billion



Steady R&D Expenditure Growth Across the Lifescience Industry

Global Healthcare R&D Expenditures Continue to Grow at ~8% Annual Rate, Small Companies R&D Expenditures to Grow Much Faster at ~12%

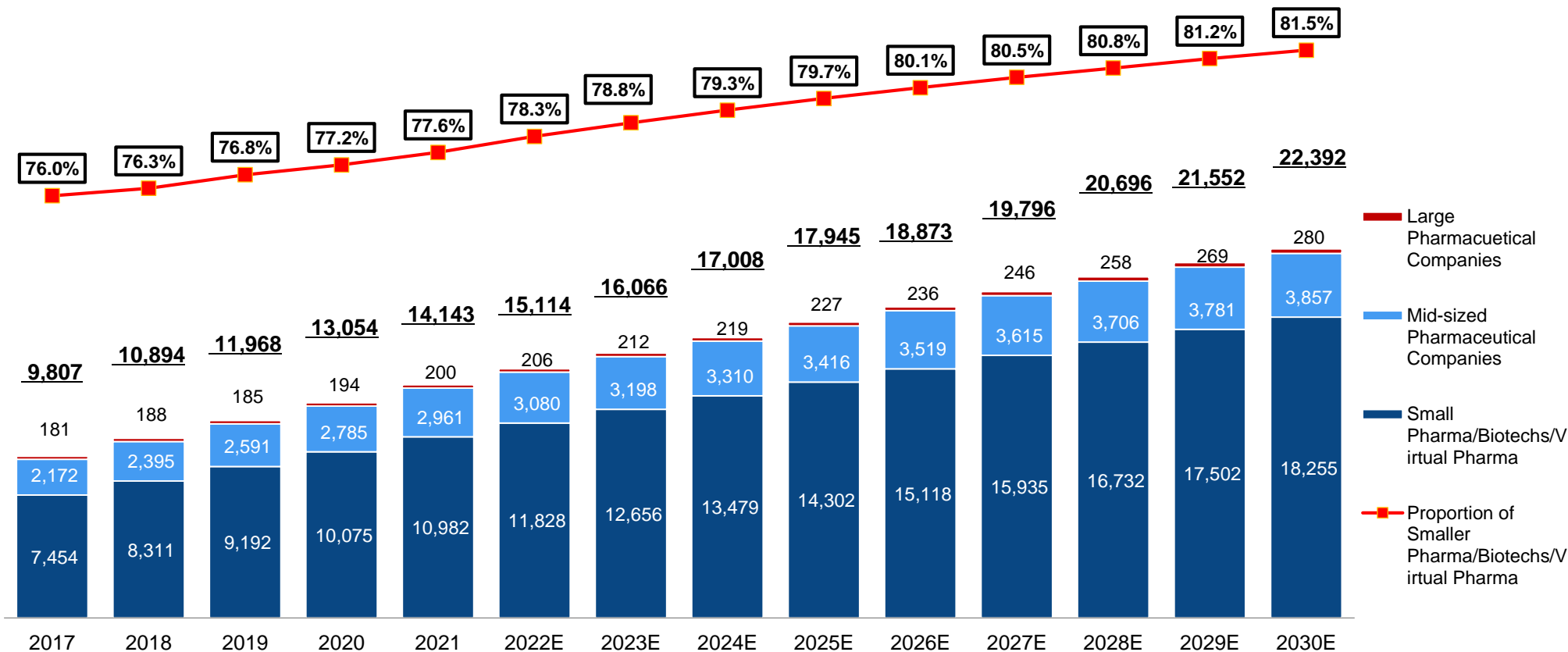
Global R&D Expenditure Breakdown by Pharma Size, 2017-2030E



Number of Biopharma/Biotech Companies Continue to Grow at a Pace of Adding ~1,000 per Year

Number of Small Biotech Companies Increases Steadily to Reach 80% by 2026

Number of Global Pharmaceutical Companies, 2017-2030E



“Large pharmaceutical companies” = Pharmaceutical companies with sales over USD1 billion

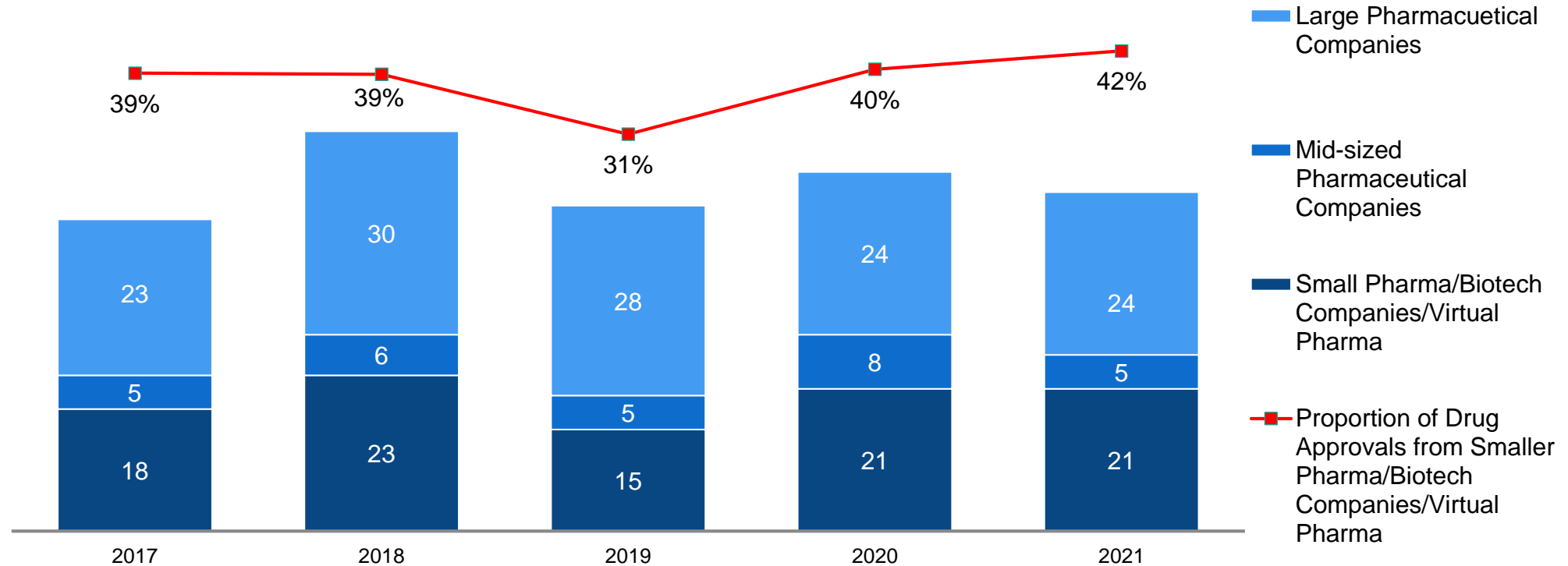
“Mid-sized pharmaceutical companies” = Companies with significant sales of usually between a few USD100 million and USD1 billion.

“Small Pharma/Biotechs/Virtual Pharma” = Other smaller companies with sales revenue lower than USD100 million

Small Companies Become Increasing Important Force to Develop New Drugs

Small Biotech Companies Contributed ~40% of FDA Approved New Drugs in Each Year

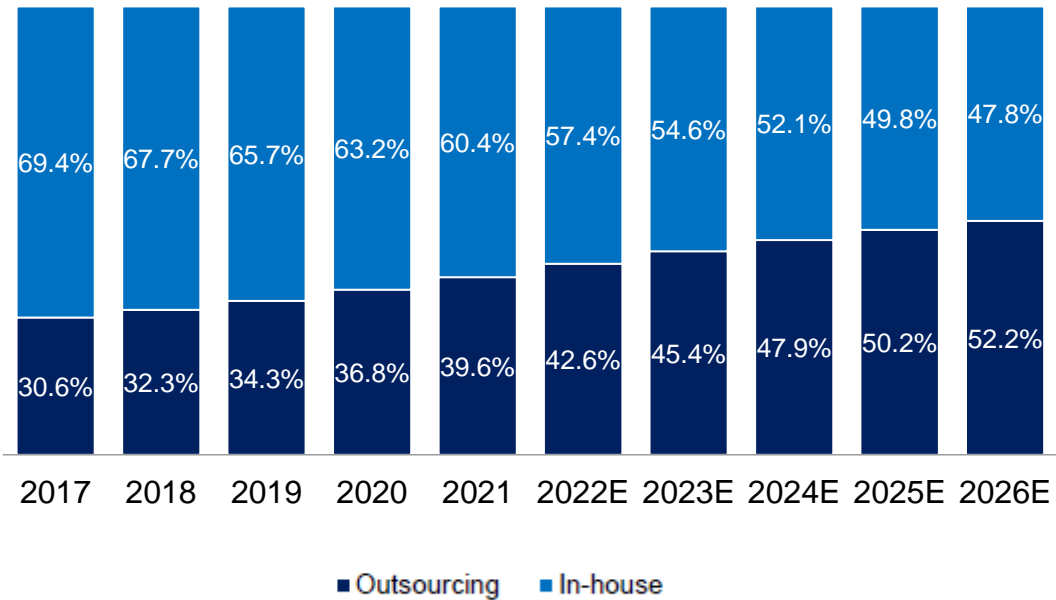
Breakdown of FDA New Drug Approvals by Originator, 2017-2021



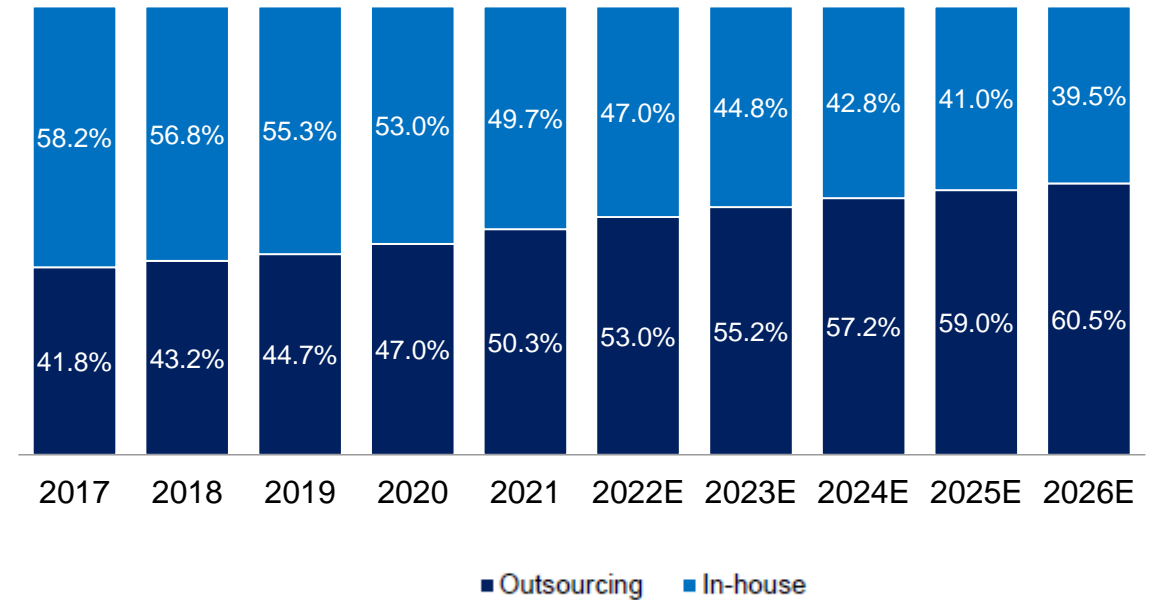
Outsourcing Market Continuous to Expand Globally

Outsourcing Rate Increases Steadily with US to Reach 60% and China to Reach 52% by 2025

China CRO outsourcing rate, 2017-2026E



US CRO outsourcing rate, 2017-2026E



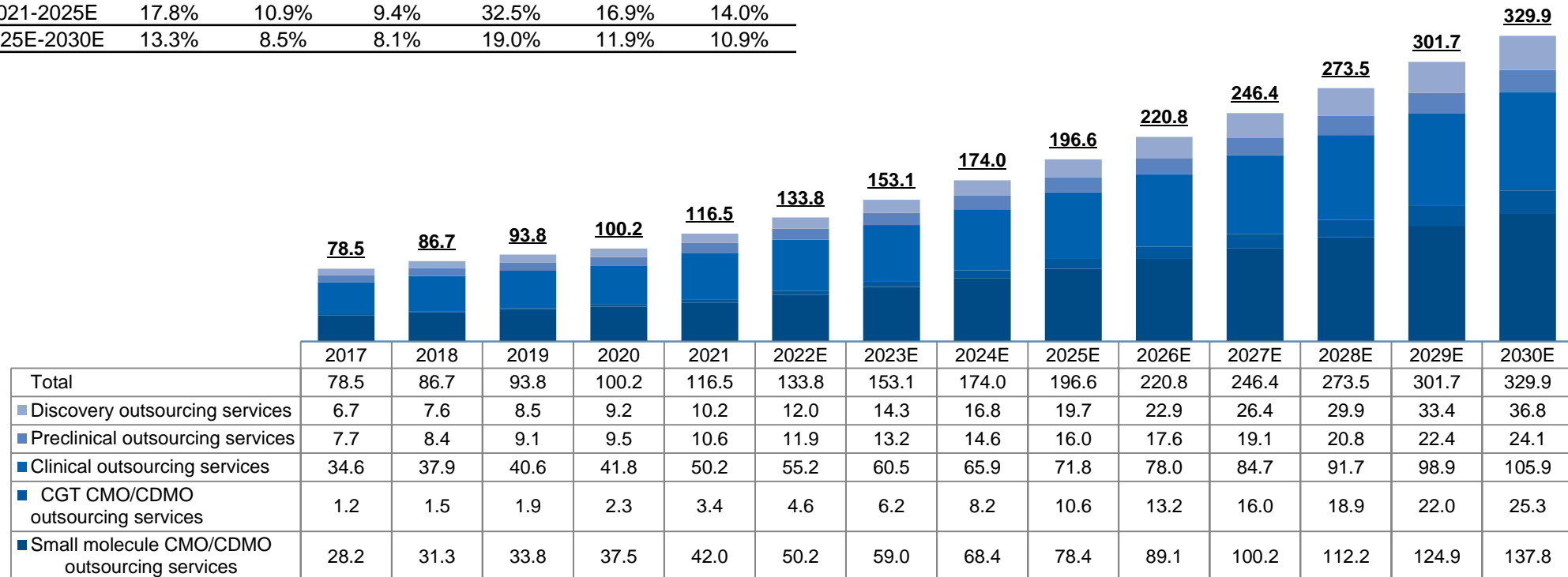
Outsourcing Market Grow Faster than the Overall R&D Expenditure Growth

Growth in Global R&D Outsourcing Market to Accelerate to 14% for 2021-2025 with CGT CDMO Growing the Fastest at 32.5%

Global Pharmaceutical R&D Outsourcing Market Size, 2017-2030E

Billion USD

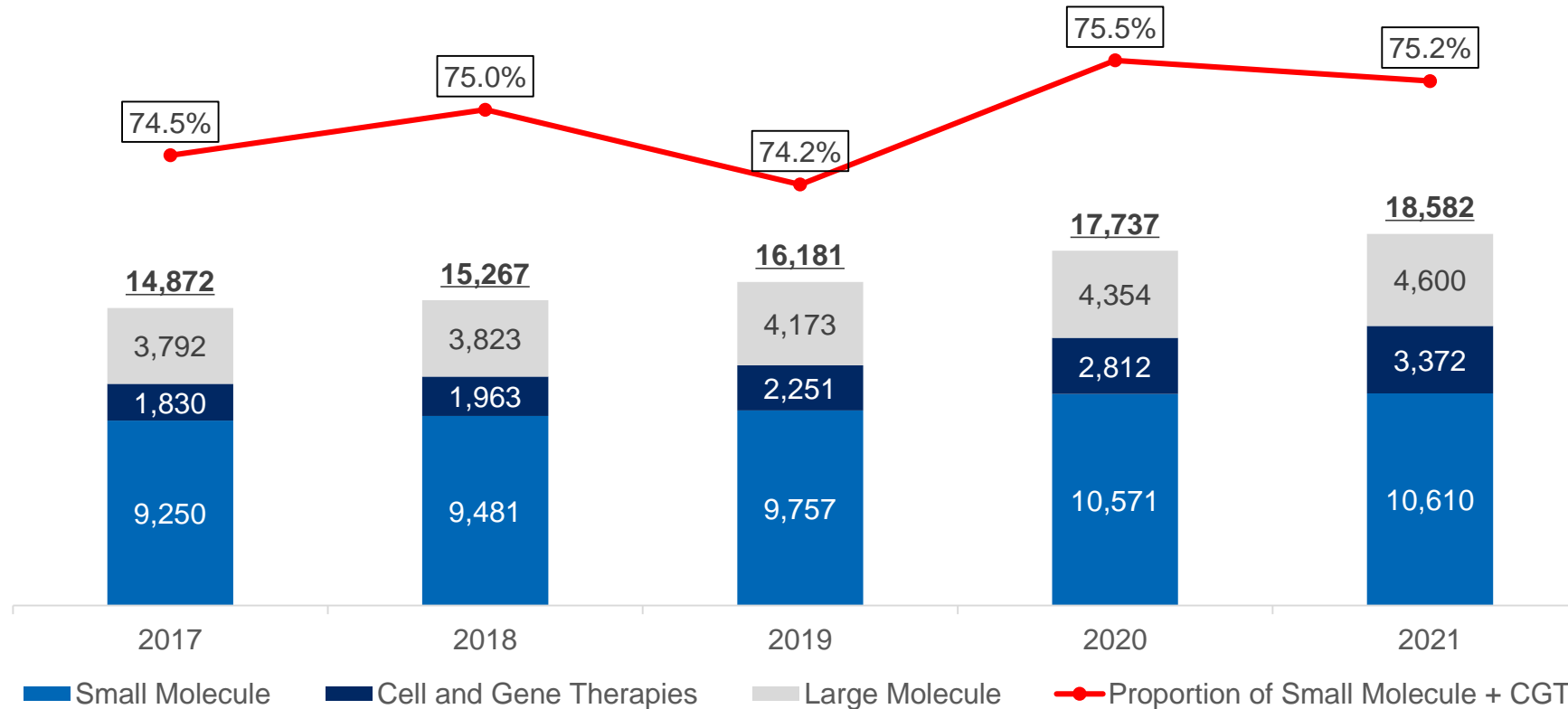
Period	Discovery	Preclinical	Clinical	CGT CDMO	Small molecule CDMO	Total
2017-2021	11.3%	8.2%	9.7%	29.3%	10.5%	10.4%
2021-2025E	17.8%	10.9%	9.4%	32.5%	16.9%	14.0%
2025E-2030E	13.3%	8.5%	8.1%	19.0%	11.9%	10.9%



Biopharma Industry Pipeline Grew Steadily over the past Five Years

Small Molecule Remains the Dominant Modality while CGT Pipeline Grows the Fastest

Breakdown of Global Pipeline Molecules by Small Molecule, Biologics and CGT, 2017-2021



Our Strategy

-- Enabling excellence with a leading integrated CRDMO business model


We are on a Secular Growth Trajectory and will Continue to Maintain High Growth Momentum with our Proven Strategy:



- 1 Relentlessly execute our CRDMO & CTDMO business model
- 2 “C” Focus – Continue to build Capabilities and Capacities Globally
- 3 Attract, train and retain talents to support our rapid growth
- 4 Continue to attract “long tail” customers and penetrate top global clients
- 5 Pursue targeted M&A opportunities

Industry Leading Integrated CRDMO/CTDMO Model

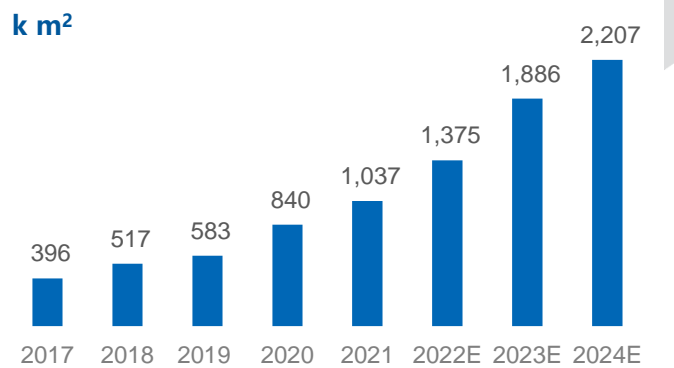
Five Integrated Business Units to Drive Excellence in Execution



Global Capacity Expansion in Progress to Support Strong Growth for Many Years to Come

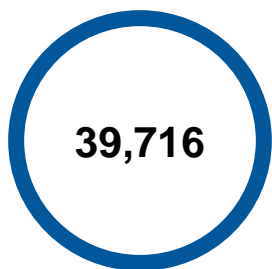


Capacities in Progress

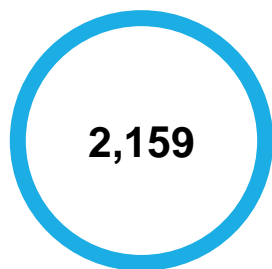


~2,200 K m² of Laboratories, Manufacturing Facilities and Offices Worldwide by 2024E

Continue to Attract, Train and Retain Talents to Support our Rapid Growth



Total Employees ending June 30 2022



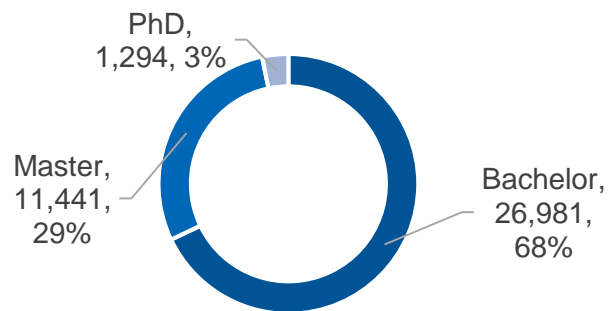
Overseas Employees



Research Employees

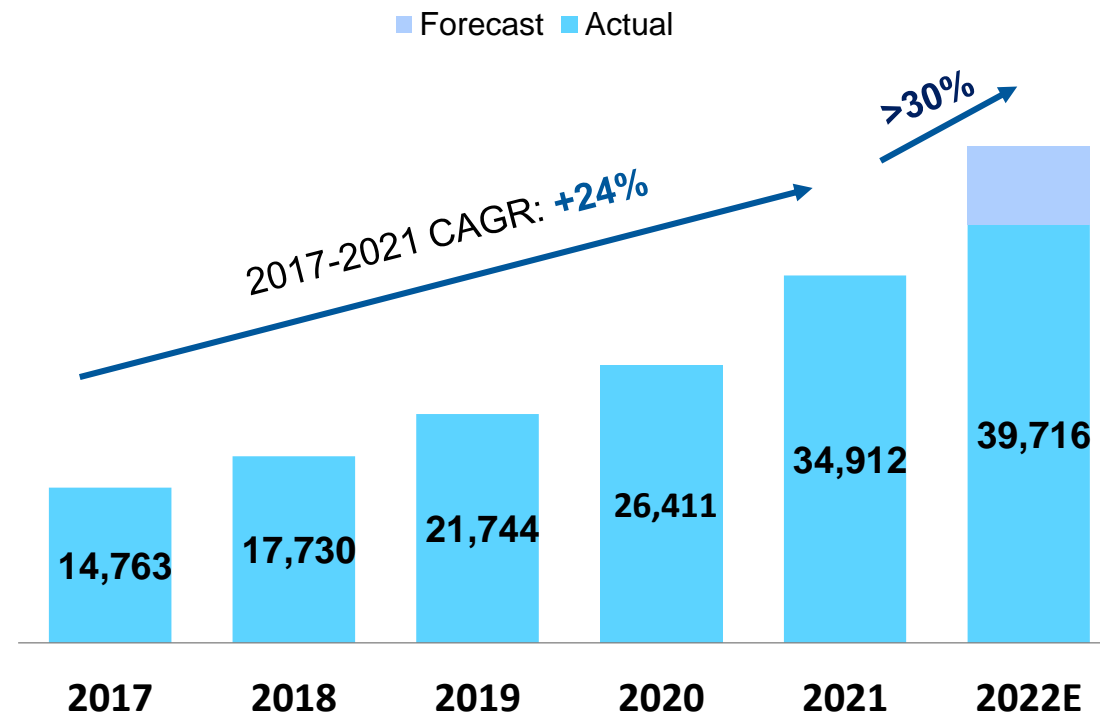


Manufacturing Employees



Professional Team with 32%+ Master or PhD

Rapid Expansion of Talent Base



2017-2021 Revenue Growth CAGR: +31%

Rapid Growing Customer Base of 5,800+ Active Global Partners



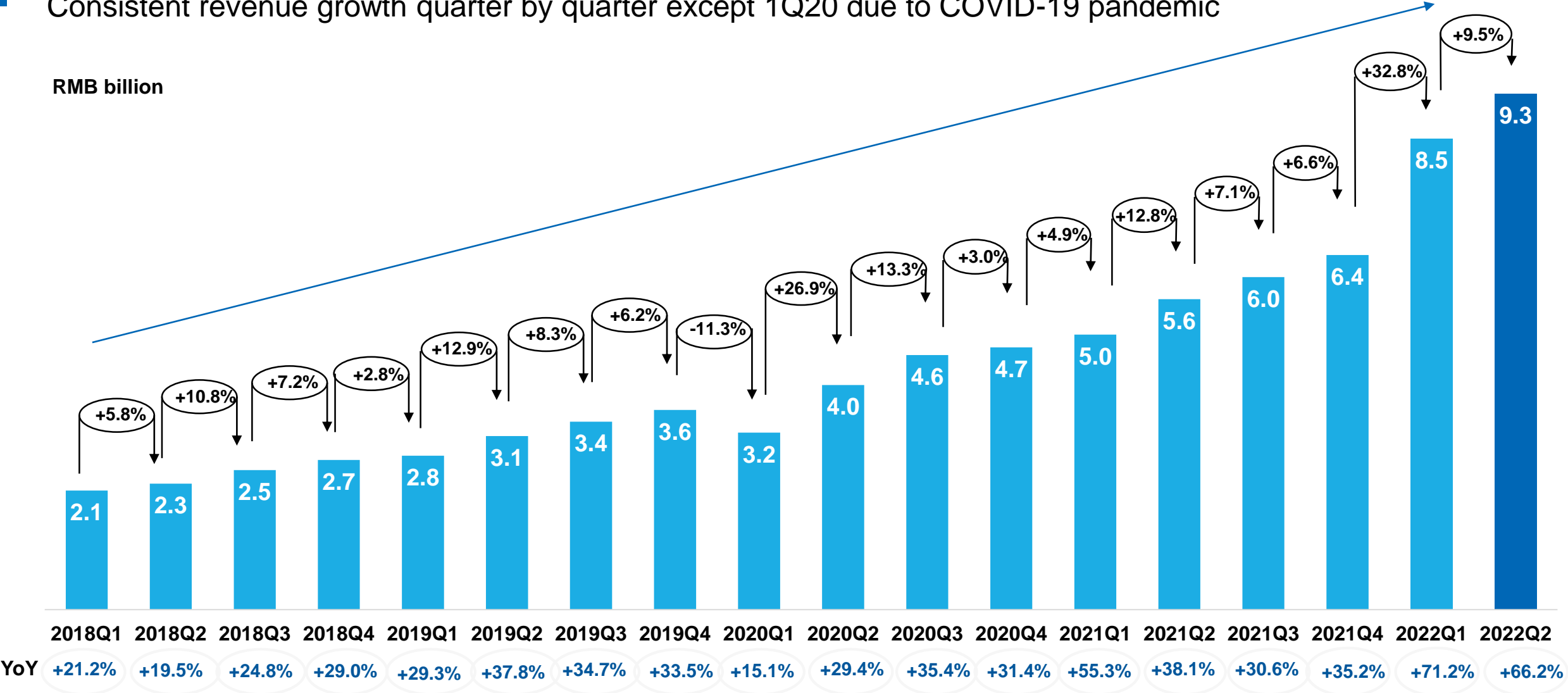
Company Performance

-- Track Record of High Growth Across Segments

Consistent Revenue Growth Quarter after Quarter

Consistent revenue growth quarter by quarter except 1Q20 due to COVID-19 pandemic

RMB billion



1H-2022 Business Highlights

“Long-Tail” Strategy

650+ New Customers
5,850+ Active Customers

Loyal Customer Base

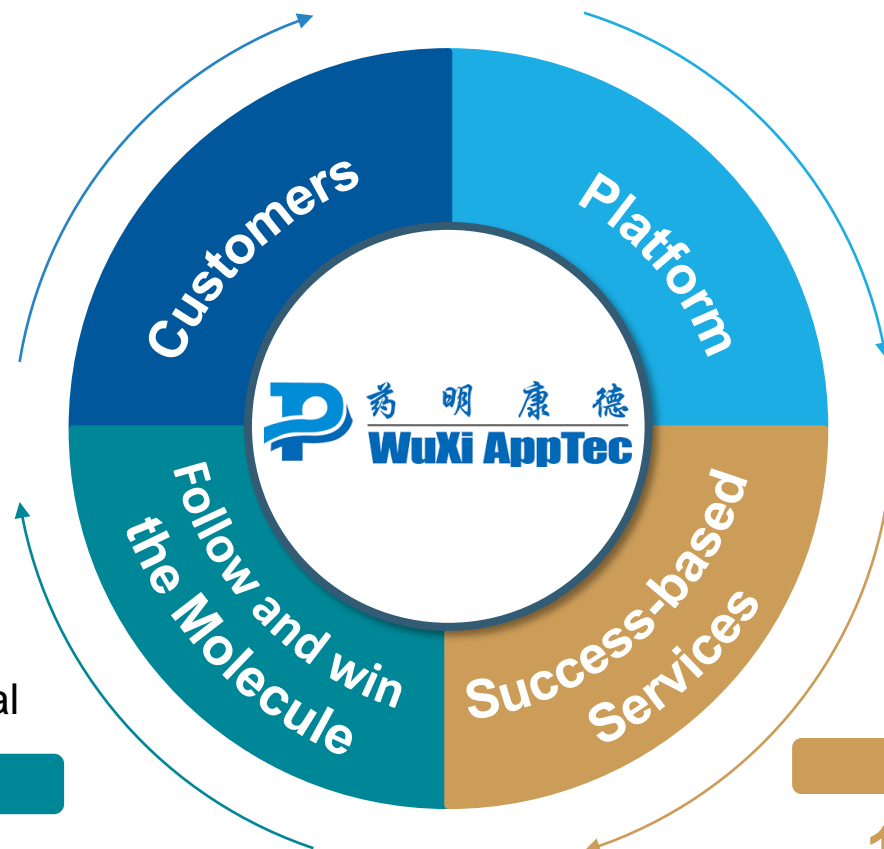
100% Retention of Our
Top 10 Customers

Small Molecule CDMO Pipeline

473 New Molecules
2,010 Molecules;
52 Phase III; **43** Commercial

Cell & Gene Therapies CDMO

51 Pre-clinical & Phase I
9 Phase II, **8** Phase III



Global Footprint

32 Global Sites & Branch Offices
39,716 Total employees
36,764 Scientists & Technicians

1H22

9 INDs; **19** CTAs

Cumulatively

153 INDs; **129** CTAs

Clinical Development

1 NDA, **5** Phase III

18 Phase II, **77** Phase I

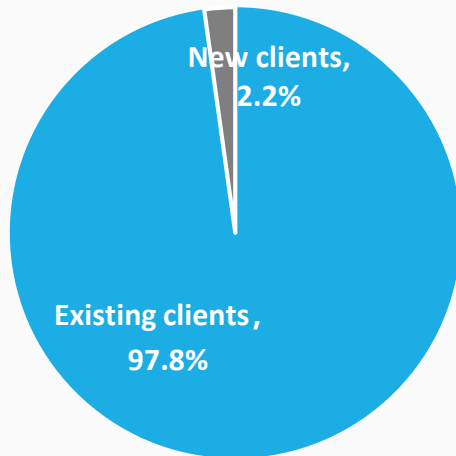
Our Platform & CRDMO Business Model Continues to Perform Well

Strong, Loyal & Expanding Customer Base

Revenue composition

Existing clients
17,366M, 79%↑

Newly added clients
391M

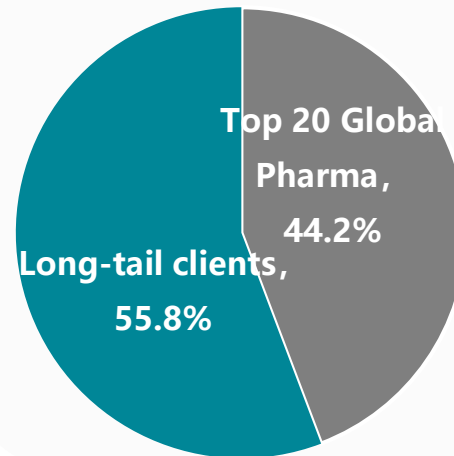


Execute Long-Tail Strategy & Increase Support to Large Pharma

Revenue composition

Top 20 Global Pharma clients
7,856M, 165%↑

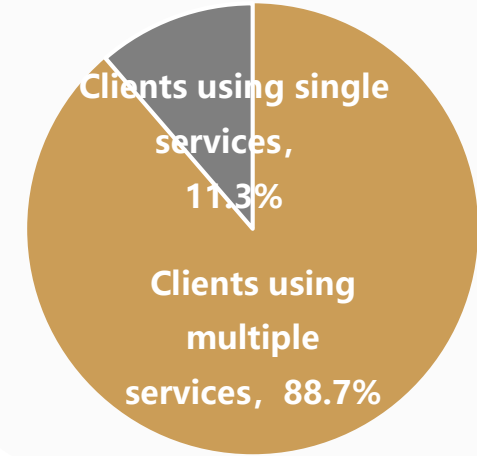
Long-tail and all other clients
9,900M, 31%↑



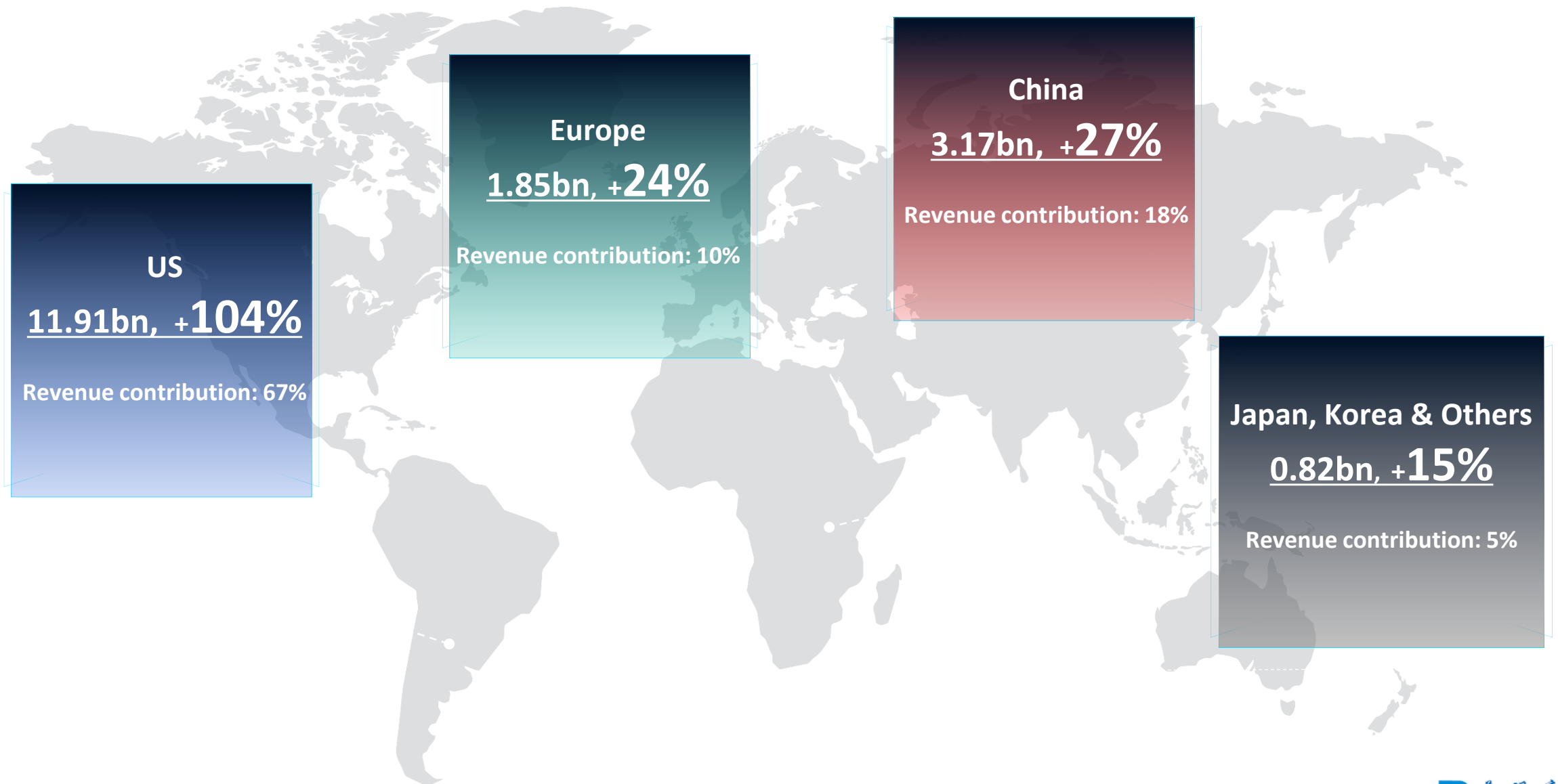
Increase Customer Conversion to Sustain Growth

Revenue composition

Clients using multiple services
15,744M, 82%↑



Revenues Grew Strongly from Customers across all Regions in 1H-2022

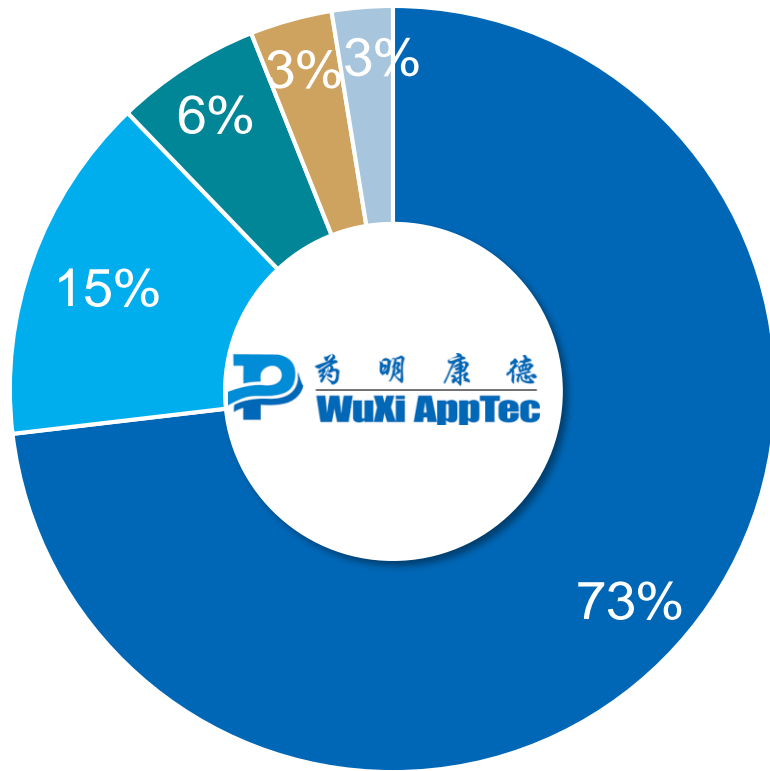


The Five Platforms Set to Continue to Drive Future Growth

WuXi Chemistry Set to Double its Revenues for 2022 on its Heel of Successful Execution of CRDMO Model

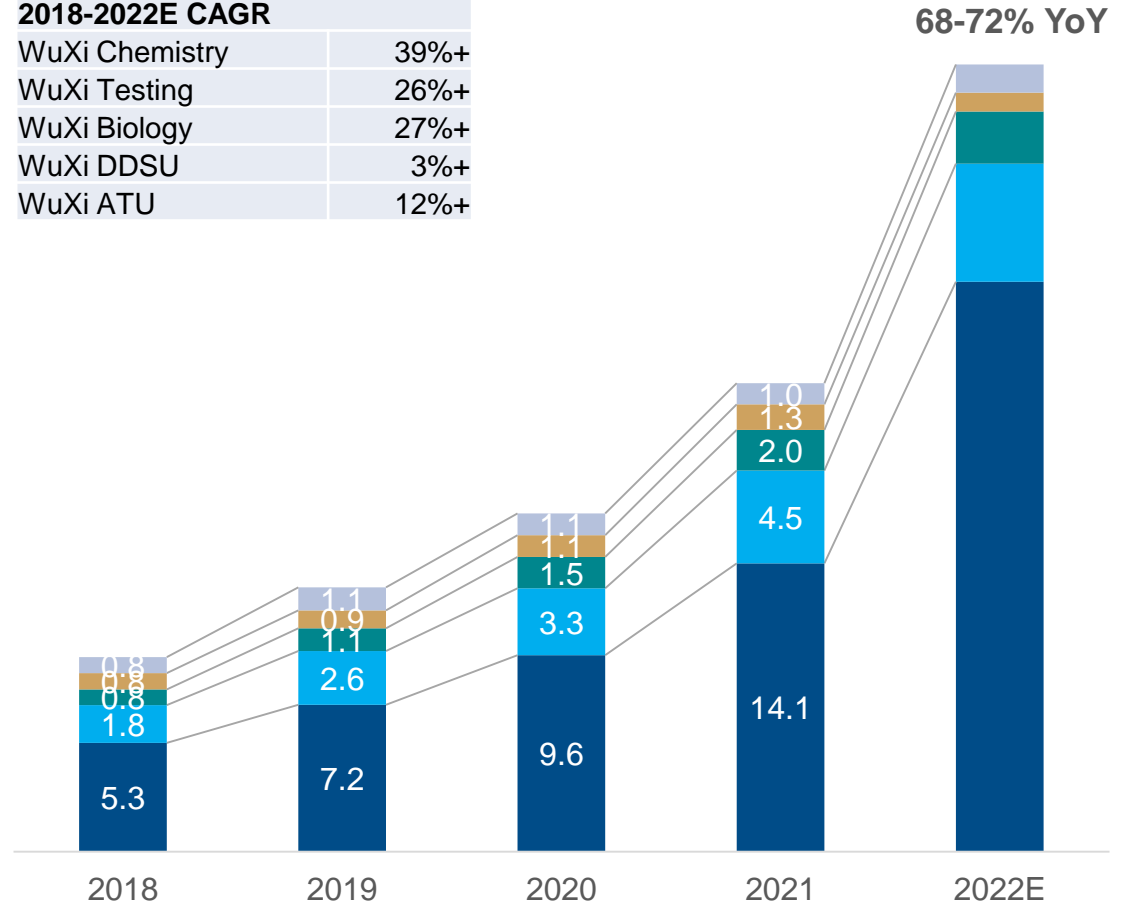
Billion CNY

Revenue Contribution by 5 Platform, 1H 2022



Revenue Breakdown by 5 Platforms, 2018-2022E

2018-2022E CAGR	
WuXi Chemistry	39%+
WuXi Testing	26%+
WuXi Biology	27%+
WuXi DDSU	3%+
WuXi ATU	12%+



■ WuXi Chemistry ■ WuXi Testing ■ WuXi Biology ■ WuXi DDSU ■ WuXi ATU

Strong Commitment to Environmental Protection and ESG

10+ Global ESG Recognitions



2nd place in the entire global CXO industry in Year 2022



Sustainability Management and Technologies

Green Chemistry Technology Platforms

- Biocatalysis
- Flow Chemistry
- Direct Isolation

Effective Sustainability Management Across All Sites

2022 1H vs.2021(Per Revenue)

22.5% ↓ Carbon Emission	18.8% ↓ Energy Consumption	23.6% ↓ Water Use
-----------------------------------	--------------------------------------	-----------------------------

Our Environmental Targets by 2030 compared to a 2020 baseline

Greenhouse gas emission target

25% Reduction
Carbon emission intensity

Energy-saving target

25% Reduction
Energy consumption intensity

Water-saving target

30% Reduction
Water use intensity

Waste management target

Achieve landfill free for all productive wastes

WuXi AppTec is Well Positioned to Continue Strong Growth

Scientific Discovery will Continue to Spawn New Biotech Companies that Drive Demand for our Services

Our integrated **CRDMO and CTDMO model** will continue to drive strong growth and enable global pharmaceutical and biotech industry to discover, develop and manufacture new drugs for patients in need

01

02

Our **5 platforms** with **comprehensive global capabilities and capacities** will propel our company to achieve strong growth for **many years** to come

03

Our proven strategy of enabling **entrepreneur and biotech** partners to **lower entry barriers** of drug discovery and development and the “**Follow the Molecule**” execution strategy position us well in the global healthcare ecosystem

04

Our **experienced** management team and talented **~40,000** employees are the most **important** assets to deliver shareholder values

05

Our **track record and reputation** of consistently delivering excellent results in **good times and challenging times** to our **partners** and **shareholders** won the **trust** for sustainable growth of our company

