



Index ▲ 1.56 ▼ 0.78

2023 WuXi AppTec Investor Day

Resilient and Strong Financial Performance

Florence Shi

Chief Financial Officer

Forward-Looking Statements

This presentation may contain certain “forward-looking statements” which are not historical facts, but instead are predictions about future events based on our beliefs as well as assumptions made by and information currently available to our management. Although we believe that our predictions are reasonable, future events are inherently uncertain and our forward-looking statements may turn out to be incorrect. Our forward-looking statements are subject to risks relating to, among other things, the ability of our service offerings to compete effectively, our ability to meet timelines for the expansion of our service offerings, our ability to protect our clients’ intellectual property, unforeseeable international tension, competition, the impact of emergencies and other force majeure. Our forward-looking statements in this presentation speak only as of the date on which they are made, and we assume no obligation to update any forward-looking statements except as required by applicable law or listing rules. Accordingly, you are strongly cautioned that reliance on any forward-looking statements involves known and unknown risks and uncertainties. All forward-looking statements contained herein are qualified by reference to the cautionary statements set forth in this section. All information provided in this presentation is as of the date of this presentation and are based on assumptions that we believe to be reasonable as of this date, and we do not undertake any obligation to update any forward-looking statement, except as required under applicable law.

Non-IFRS Financial Measures

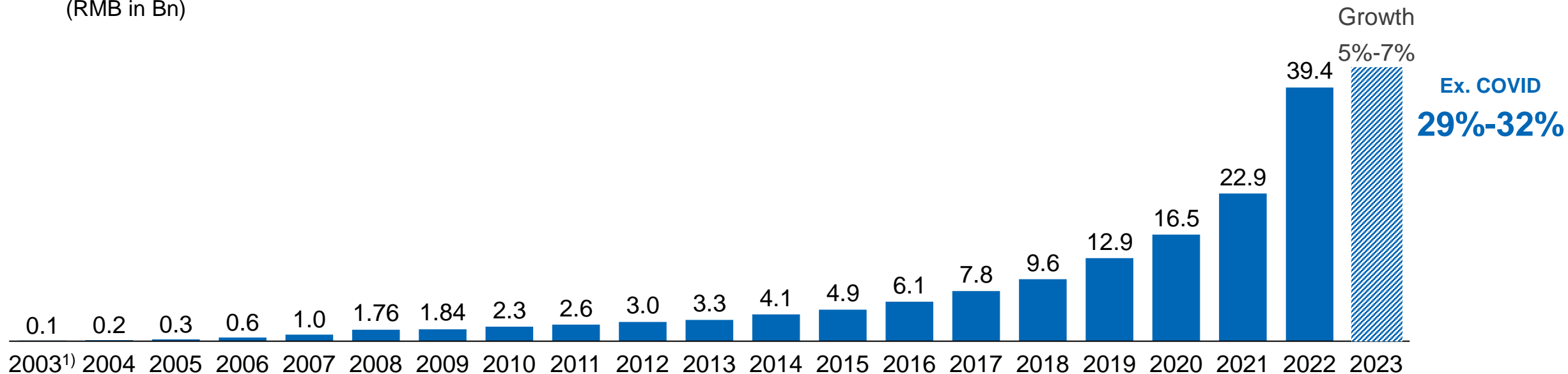
We provide non-IFRS gross profit and non-IFRS net profit attributable to owners of the Company, which exclude share-based compensation expenses, listing expenses and issuance expenses of convertible bonds, fair value gain or loss from derivative component of convertible bonds, foreign exchange-related gains or losses and amortization of intangible assets acquired in business combinations, non-financial assets impairment, etc. We also provide adjusted non-IFRS net profit attributable to owners of the Company and earnings per share, which further exclude realized and unrealized gains or losses from our venture capital investments and joint ventures. Neither of above is required by, or presented in accordance with IFRS.

We believe that the adjusted financial measures used in this presentation are useful for understanding and assessing our core business performance and operating trends, and we believe that management and investors may benefit from referring to these adjusted financial measures in assessing our financial performance by eliminating the impact of certain unusual, non-recurring, non-cash and non-operating items that we do not consider indicative of the performance of our core business. Such non-IFRS financial measures, the management of the Company believes, is widely accepted and adopted in the industry the Company is operating in. However, the presentation of these adjusted non-IFRS financial measures is not intended to be considered in isolation or as a substitute for the financial information prepared and presented in accordance with IFRS. You should not view adjusted results on a stand-alone basis or as a substitute for results under IFRS, or as being comparable to results reported or forecasted by other companies.

Remain Focused on Delivering Value to Customers with Non Stop Growth Over Past 20 Years

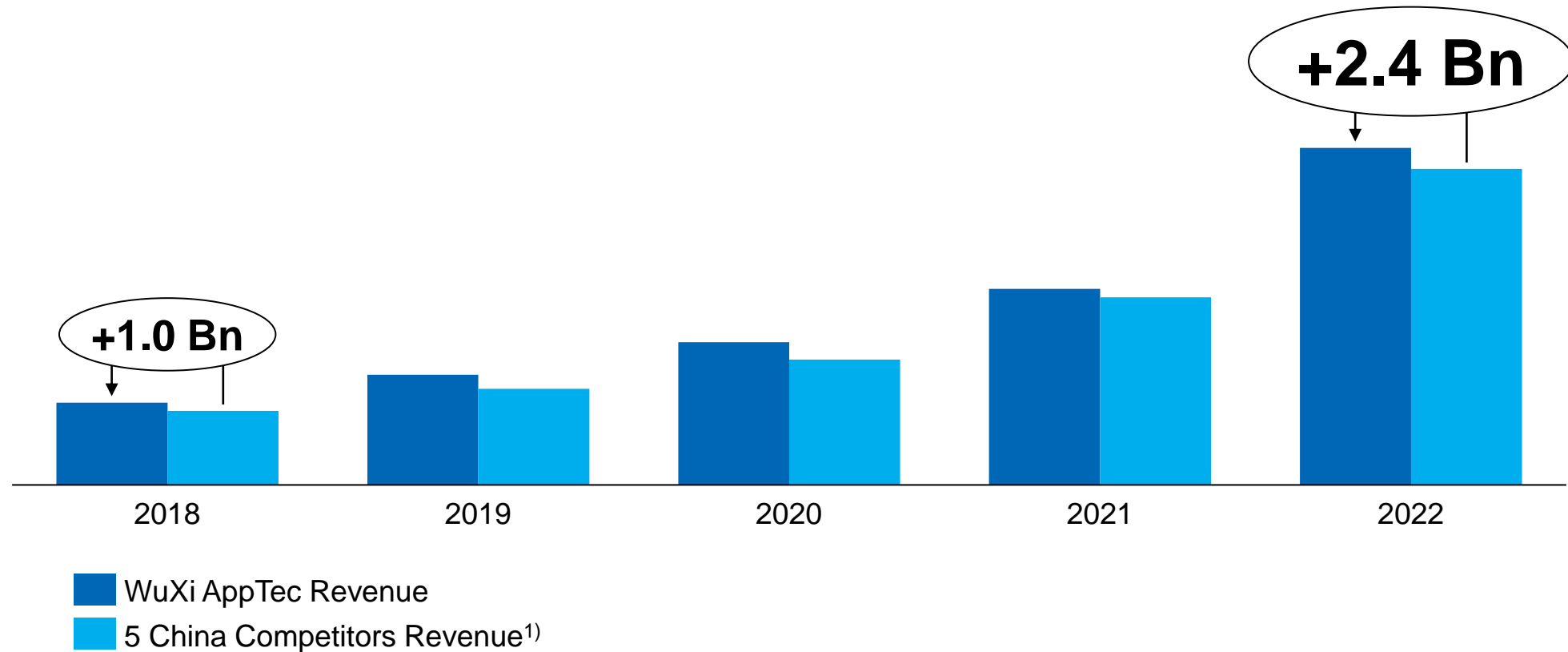
Top 2% - outperform 1600+ A-Share Listing companies with same long history

(RMB in Bn)



Win the Competition Under CRDMO and CTDMO Models

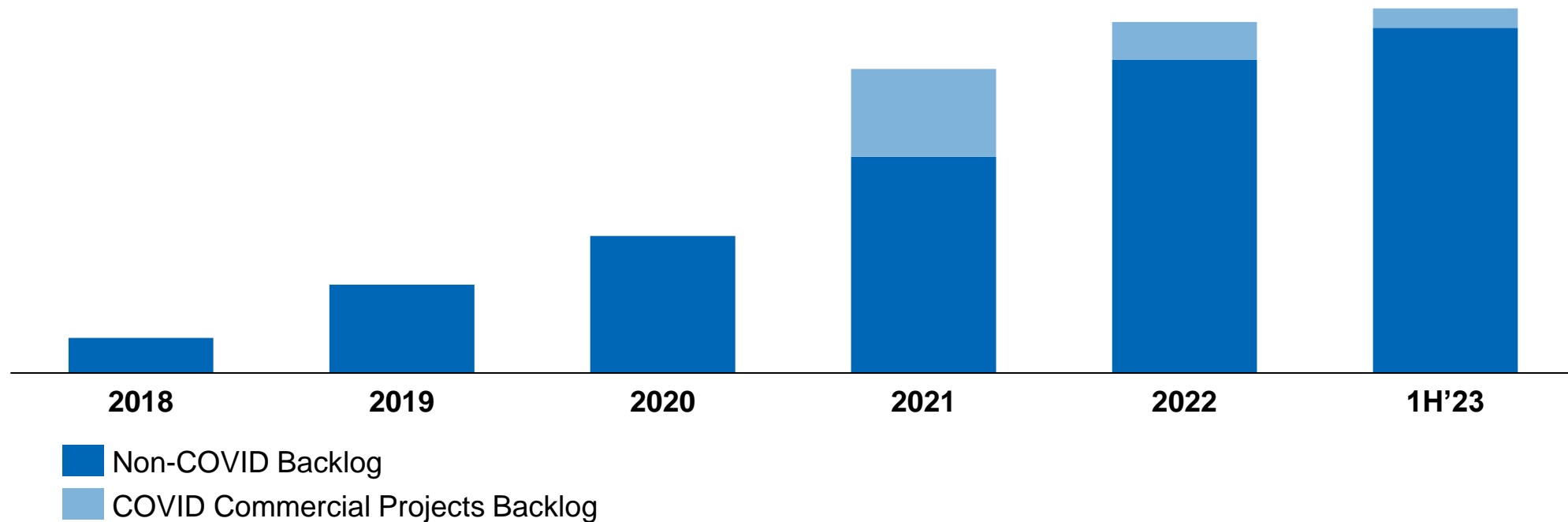
(RMB in Bn)



Growing Backlog to Secure Sustained Revenue Growth

Total Backlog continues to grow with COVID backlog depleted, more late stage and commercial projects are coming in 2H'23

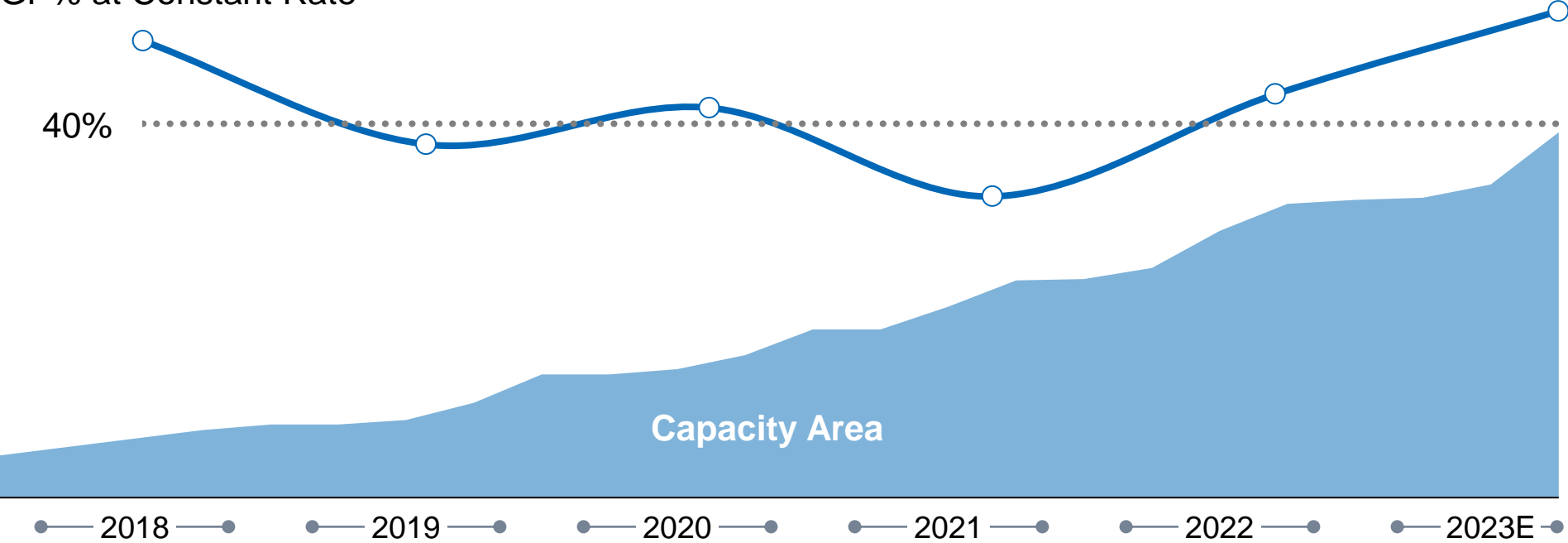
(RMB in Bn)



Maintain Resilient Gross Margin Under Expanding Capacity

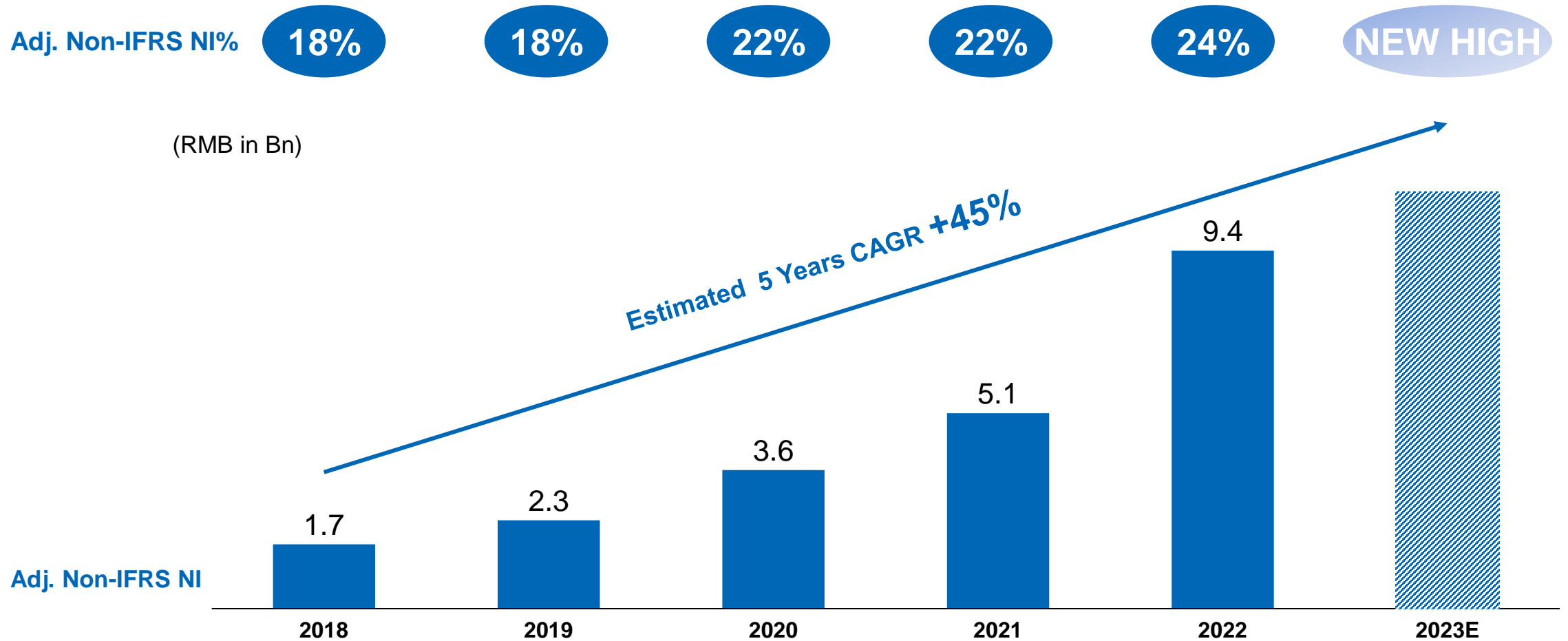
Keep improving production efficiency
to offset capacity ramping up impact

Adj. Non-IFRS GP% at Constant Rate ¹⁾



1) Converted each year GP% to a constant rate

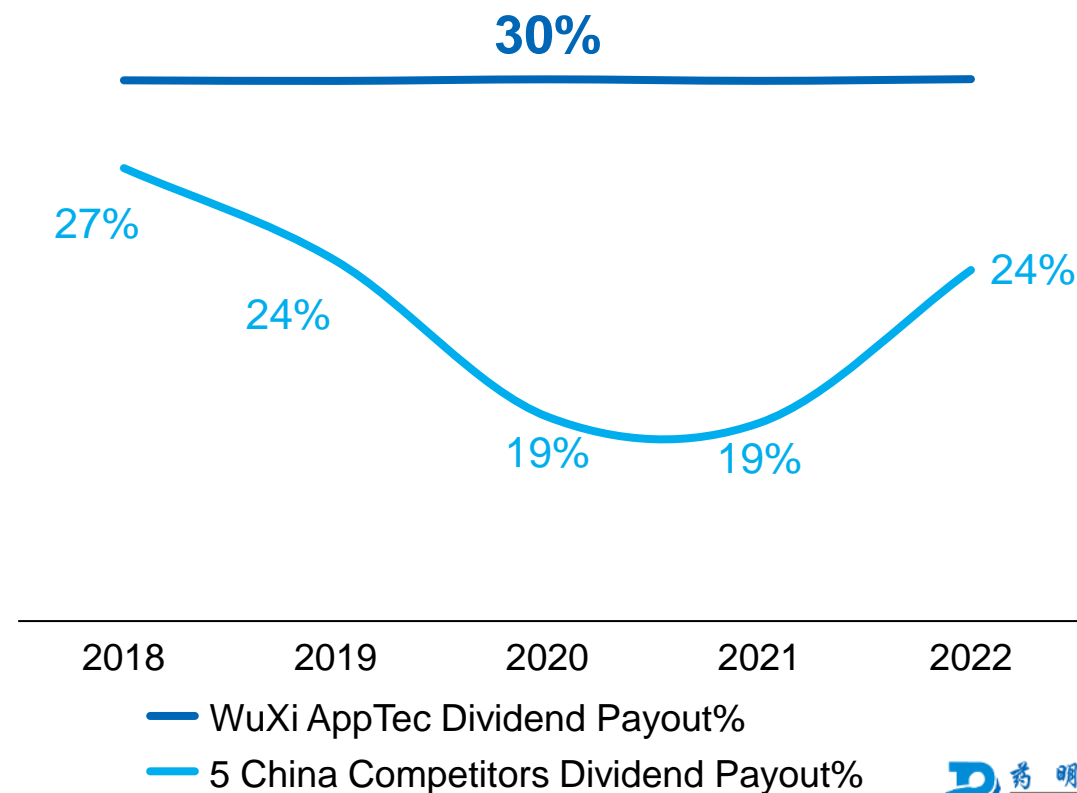
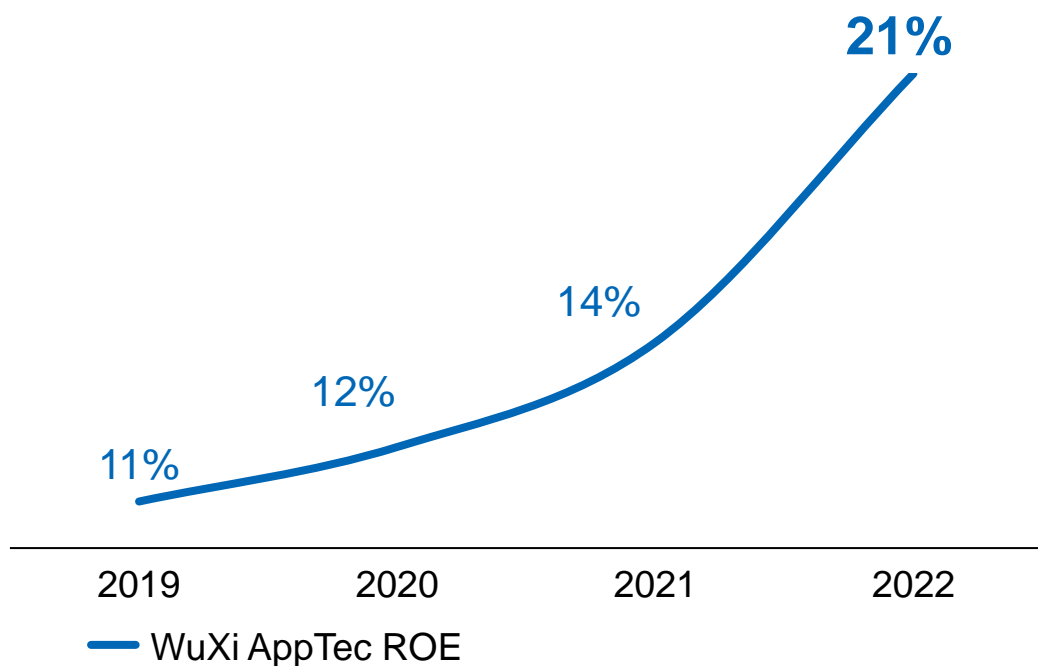
Continued Profitability Improvement with Growth



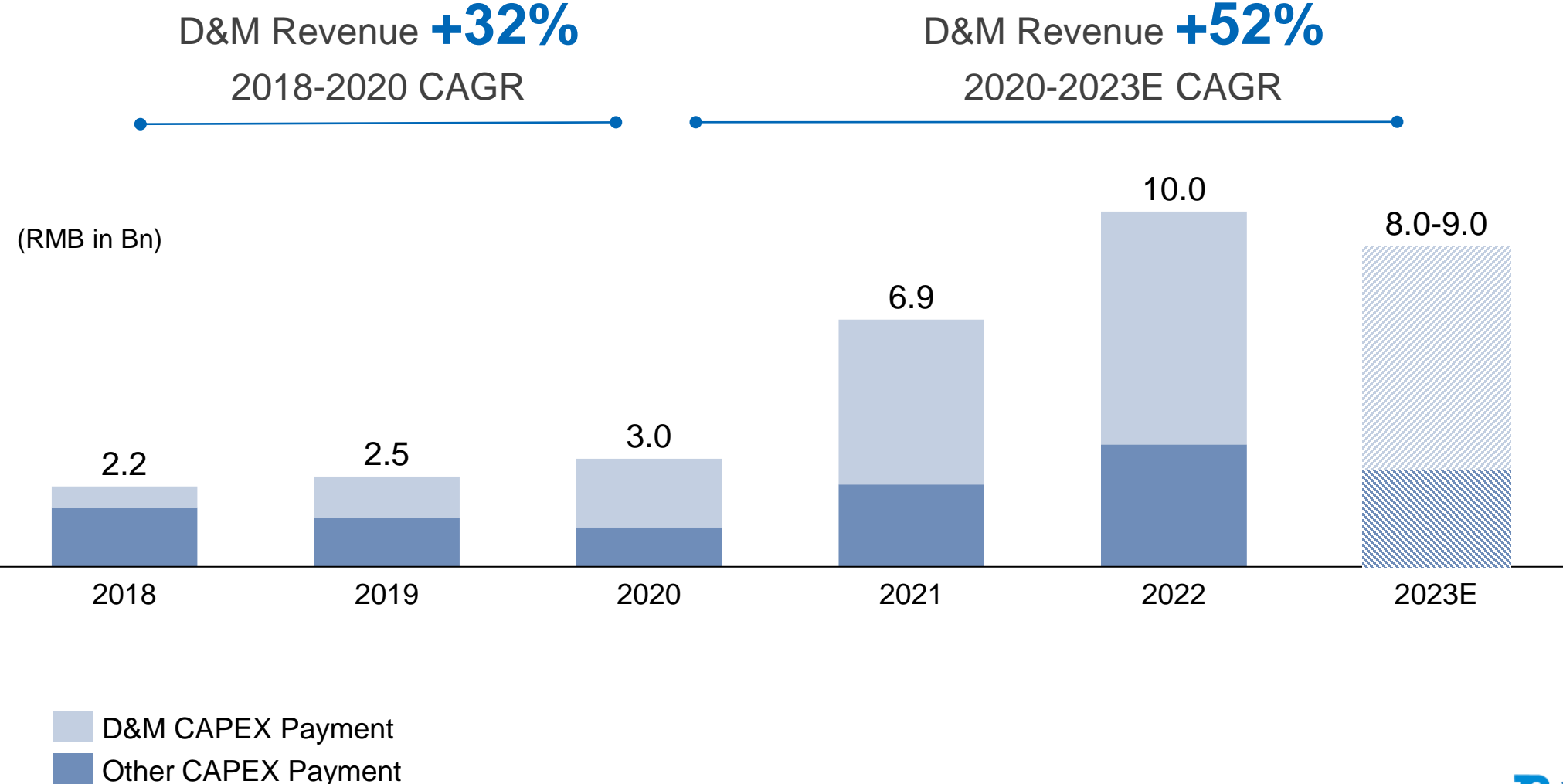
ROE Continued to Improve and Maintained a High Payout% to Reward Shareholders

Expected to maintain ROE Ratio in 2023

Sustained 30% high dividend payout%, ahead of the industry key players



Continue to Build D&M Capacity to Support Growth Engine

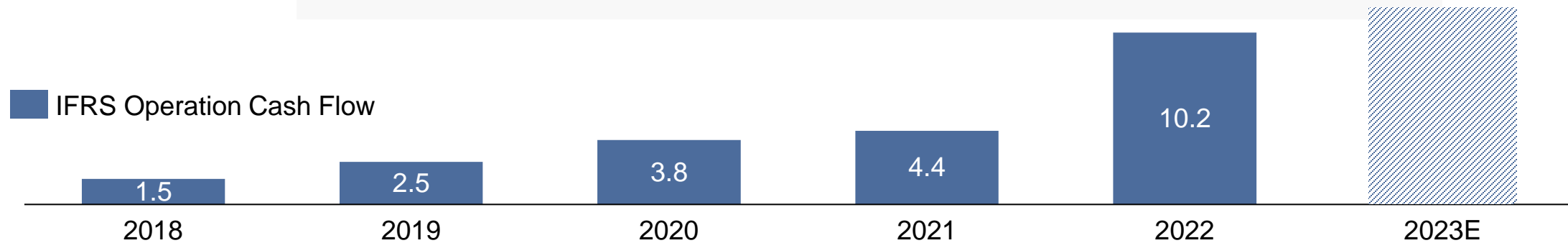


Accelerated Free Cash Flow Generation with Profitable Growth

(RMB in Bn)

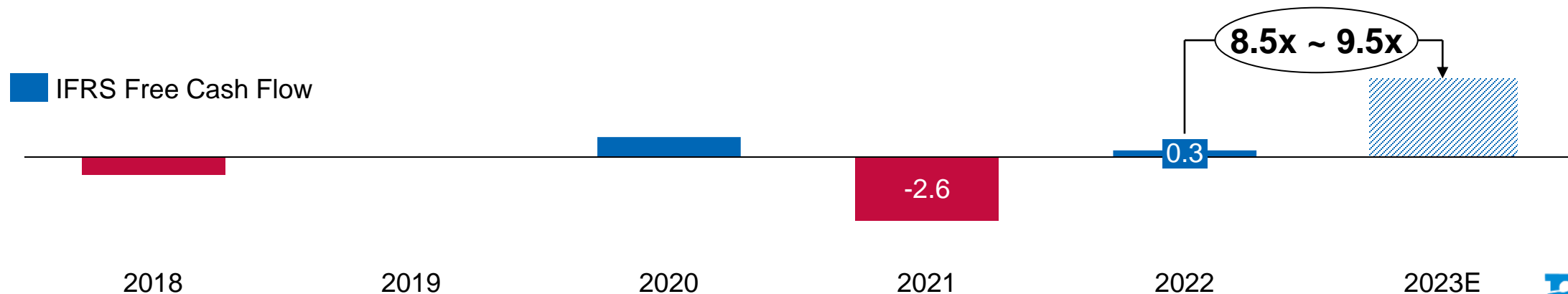
'18-'22 OCF growth CAGR 59%, faster than Rev Growth 42%
'23 to be continued

IFRS Operation Cash Flow



Accelerated Positive FCF in 2023

IFRS Free Cash Flow



Our Track Record of Resilient and Strong Financials

01

Resilient and Relentless growth and value creation to navigate through various cycles

02

Solid margin expansion by following new tech. and pursuing operational excellence

03

Strong ability to transform revenue growth into **increased profits and enhanced FCF**

04

High quality returns continuously reward to customers, shareholders and employees

To be continued ...